



The Lighthouse (age 3-6 years)

Ref. KC4006

Last check: 01/02/2020

Pag. 1/2

EN-1176-1: 2017

EN-1176-2: 2017+AC: 2019

EN-1176-3: 2017



SERIE
ANIMALS
SERIES



Technical information.

Figure: Main body made of polyester, painted by mass, with geal-coat of predominant color and antigraffiti treatment.
Structure: Internal frame made of steel.
Slide: One piece made of polyethylene.
Bindings: High resistance polyethylene squares.

Technical data.

Assembly: 2 pers. 1 hour.
Weight: 250 Kg.
Total height: 3,50 m.
Free fall height: 1,30 m.
Safety area: 22 m².
Biggest piece dimension: 2 m.
Spare pieces availability: 3 years.



C/ Foia, 13
P.I. Alquería
de Moret
46210 Picanya
(Valencia)



+34 963 313 677




kiwi@kiwipw.com



kiwiplaygrounds.com

The company reserves
the right to perform
any modification or
change in their products.

General dimensions (mm.)



COMPLEMENTS



The Lighthouse (age 3-6 years)

Ref. KC4006

Last check: 01/02/2020

Pag. 2/2

EN-1176-1: 2017

EN-1176-2: 2017+AC: 2019

EN-1176-3: 2017



SERIE
ANIMALS
SERIES



Installation.

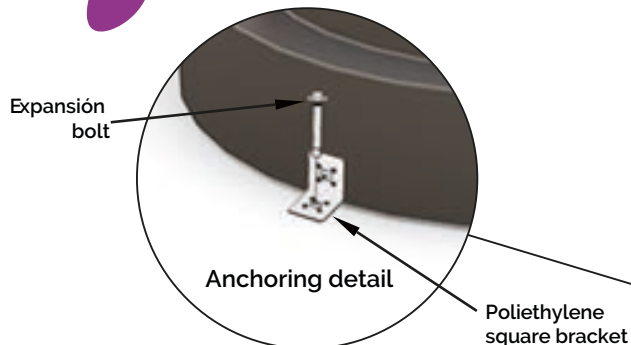
Anchored to the floor with 4 steel square brackets and 4 expansion bolts. Finished with compacted material coating either continuous wet-pour rubber surfacing or rubber tiles.

Maintenance:


Checking: all fixing points, screws and bolts must be periodically checked and tightened again if necessary. The checking date must be annotated in order to establish a control.

Inspections:

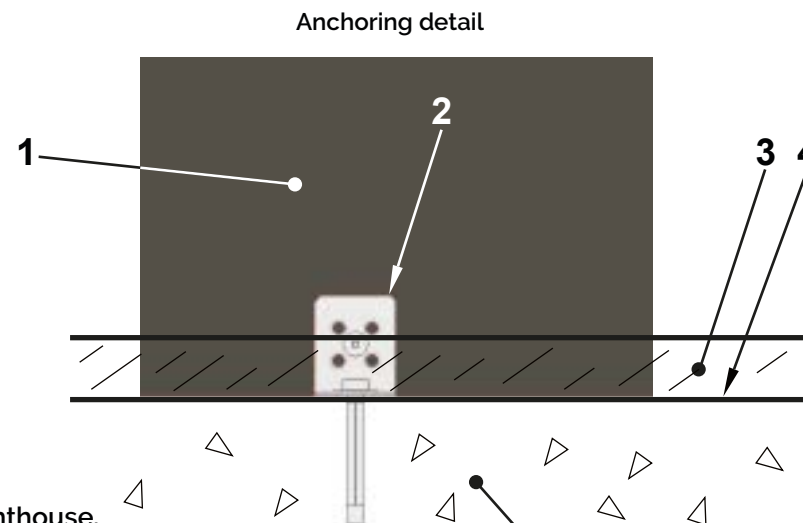
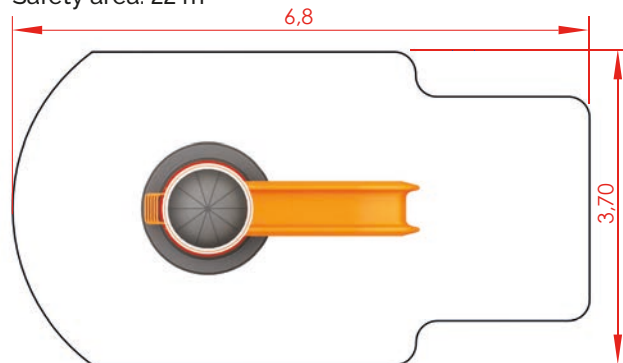
1. Routine visual inspection. An eye and functional inspection will be performed to verify that you have not suffered any vandalism damage.
2. Functional inspection. This inspection will be carried out with a periodicity of 1 to 3 months and attention should be paid to the components "sealed for life" and the equipment whose stability depends on a post.
3. Annual inspection. A complete inspection of the whole set will be carried out in order to verify that it meets all the sections of the standard and that it has not been modified.



Dimensions for the concrete slab.



Safety area: 22 m²



- 1 Lighthouse.
- 2 Square bracket.
- 3 Rubber.
- 4 Foundation's upper layer.
- 5 Foundation.



C/ Foia, 13
P.I. Alquería
de Moret
46210 Picanya
(Valencia)



+34 963 313 677



kiwi@kiwipw.com



kiwipw.com

The company reserves
the right to perform
any modification or
change in their products.

COMPLEMENTS