



Climbing Wall - vocals (age 3-6 years)

Ref. KP1038


Last check: 01/02/2020

Pag. 1/3

EN-1176-1: 2018



SERIE
ANIMALS
SERIES



Technical information.

Structure: Made of water repellent wood board.

Finish: exterior lined in fiberglass sheets with polyfund coating and mass painted with color to choose.

Climbing holds: Made in latest generation polyurethane with rugged finish.

Screws: of zinc plates steel.

Bindings: High resistance angle brackets made in zinc plates steel.

Technical data.

Assembly: 2 pers. 2 hours.

Total high: 2 m.

Maximum height fall: 2 m.

Safety area: 26,3 m²

Biggest piece dimension: 2 m.

Spare pieces availability: 3 years.

You can compose any word, combining references KP1038 and KP1039, and with or without climbing holds.



C/ Foia, 13
P.I. Alquería
de Moret
46210 Picanya
(Valencia)



+34 963 313 677



kiwi@kiwipw.com



kiwiplaygrounds.com

The company reserves
the right to perform
any modification or
change in their products.

CLIMBING WALLS



Climbing Wall - vocals (age 3-6 years)

Ref. KP1038

Last check: 01/02/2020

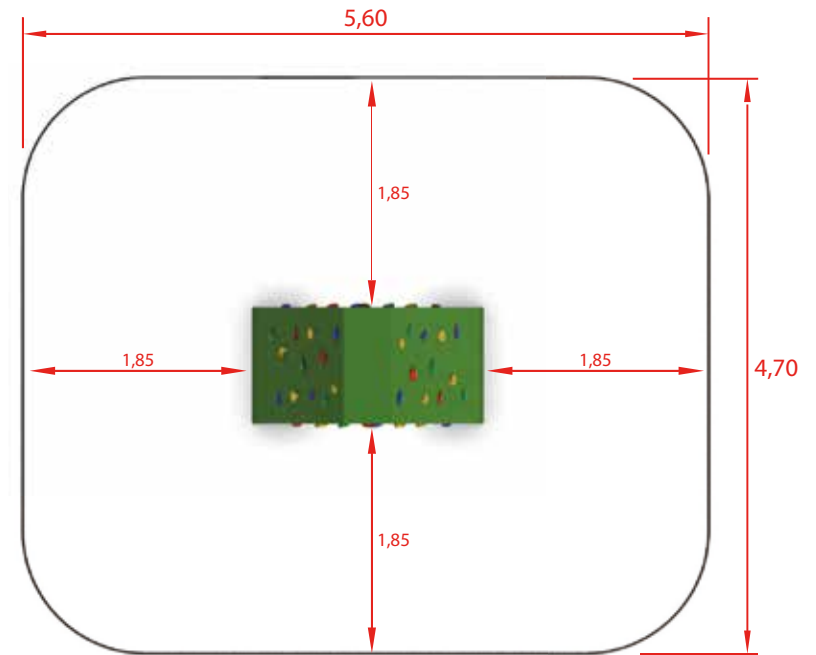
Pag. 2/3

EN-1176-1: 2018

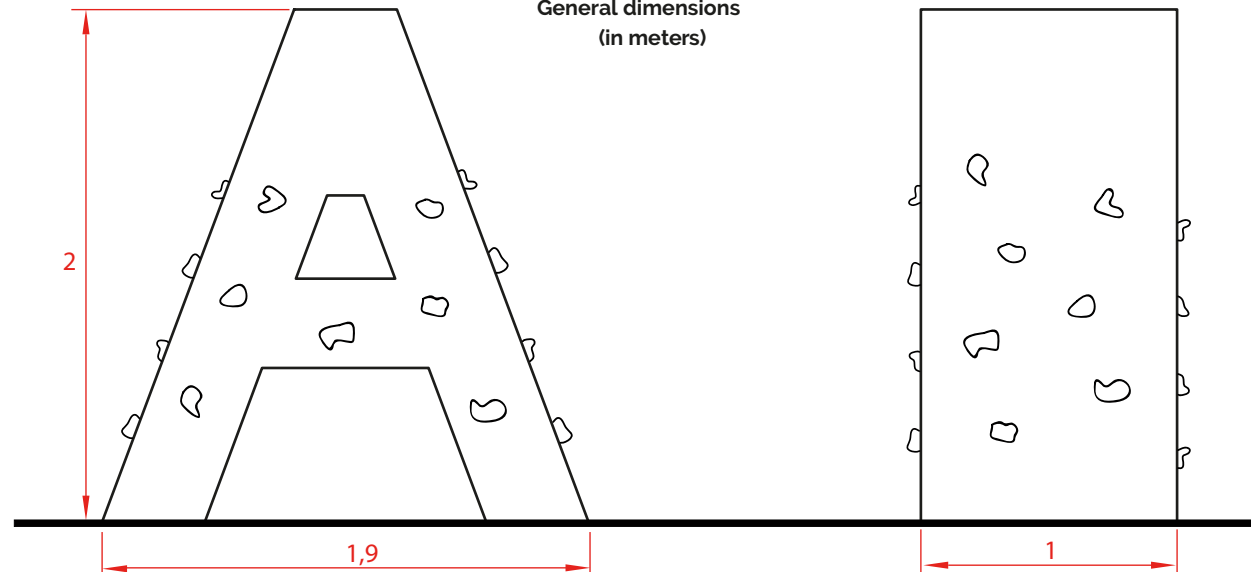


SERIE
ANIMALS
SERIES

Safety area: 26,3 m²
(It varies depending
on the letter.)



General dimensions
(in meters)



C/ Foia, 13
P.I. Alquería
de Moret
46210 Picanya
(Valencia)



+34 963 313 677



kiwi@kiwipw.com



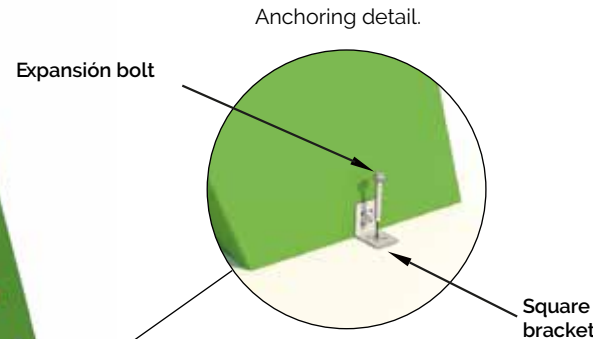
kiwiplaygrounds.com

The company reserves
the right to perform
any modification or
change in their products.

CLIMBING WALLS



SERIE ANIMALS SERIES



Installation.

Anchored to the floor with 4 steel square brackets and 4 expansion bolts. Finished with compacted material coating either continuous wet-pour rubber surfacing or rubber tiles.

Maintenance:

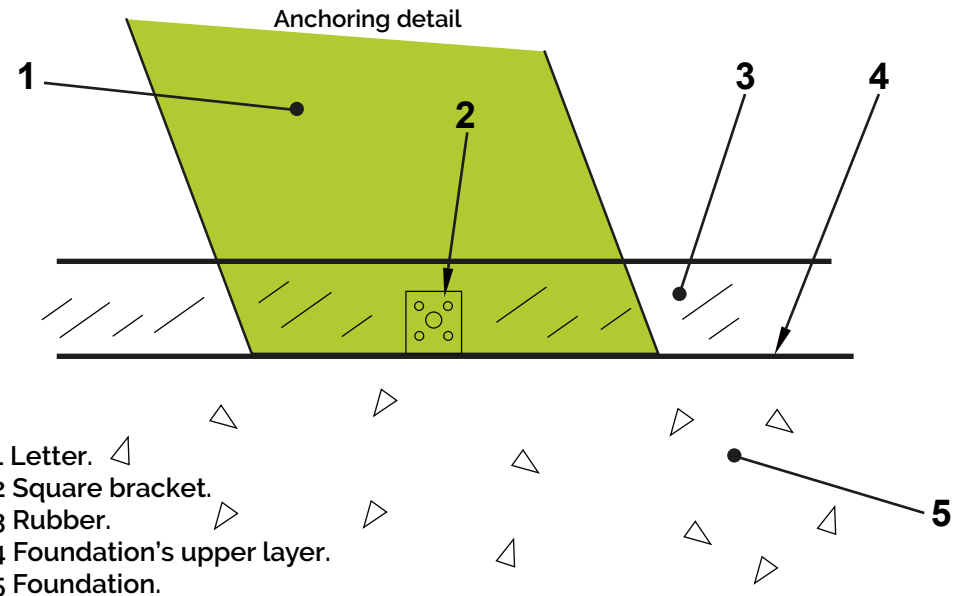
Checking: all fixing points, screws and bolts must be periodically checked and tightened again if necessary. The checking date must be annotated in order to establish a control. For physical training equipment installations subjected to heavy use or vandalism, a daily inspection may be required. Examples of these risks are: bare foundations, cutting edges, missing parts, excessive wear and the overall structural integrity of the assembly.

Inspections:

1. Routine visual inspection. An eye and functional inspection will be performed to verify that you have not suffered any vandalism damage.
2. Functional inspection. This inspection will be carried out with a periodicity of 1 to 3 months and attention should be paid to the components "sealed for life" and the equipment whose stability depends on a post.
3. Annual inspection. A complete inspection of the whole set will be carried out in order to verify that it meets all the sections of the standard and that it has not been modified.



Dimensions for the concrete slab. It varies depending on the letter.



CLIMBING WALLS

C/ Foia, 13
P.I. Alquería de Moret
46210 Picanya (Valencia)



+34 963 313 677



kiwi@kiwipw.com



kiwipw.com

The company reserves the right to perform any modification or change in their products.