



The Martians (4 models) (age 6-12 years)

Ref. KP400g (A-B-C-D)

Last check: 01/02/2020

Pag. 1/3

EN-1176-1: 2017
EN-1176-2: 2017+AC: 2019
EN-1176-3: 2017



SERIE
ANiMALS
SERIES



Technical information.

Animal: Build in poliester painted by mass, with gel-coat of predominant color and anti-graffiti treatment.

Structure: Internal build in galvanized steel pipe.

Surface: Walk zone finished in high resistance EPDM.

Anchoring: Galvanized steel for mounting on concrete foundation.

Technical data.

Assembly: 2 pers. 2 hours.

Weight: 300 Kg.

Total height: 2,4 m.

Free fall height: 1,50 m.

Safety area: 45,26 m². (example)

Biggest piece dimension: 3 m.

Spare pieces availability: 3 years.



C/ Foia, 13
P.I. Alquería
de Moret
46210 Picanya
(Valencia)



+34 963 313 677




kiwi@kiwipw.com



kiwipw.com

The company reserves
the right to perform
any modification or
change in their products.



The yellow Martian (KP400gA)



The green Martian (KP400gB)



The purple Martian (KP400gC)



The blue Martian (KP400gD)

Examples of installation with accessories.

MODULES



The Martians (4 models) (age 6-12 years)

Ref. KP400g (A-B-C-D)

Last check: 01/02/2020

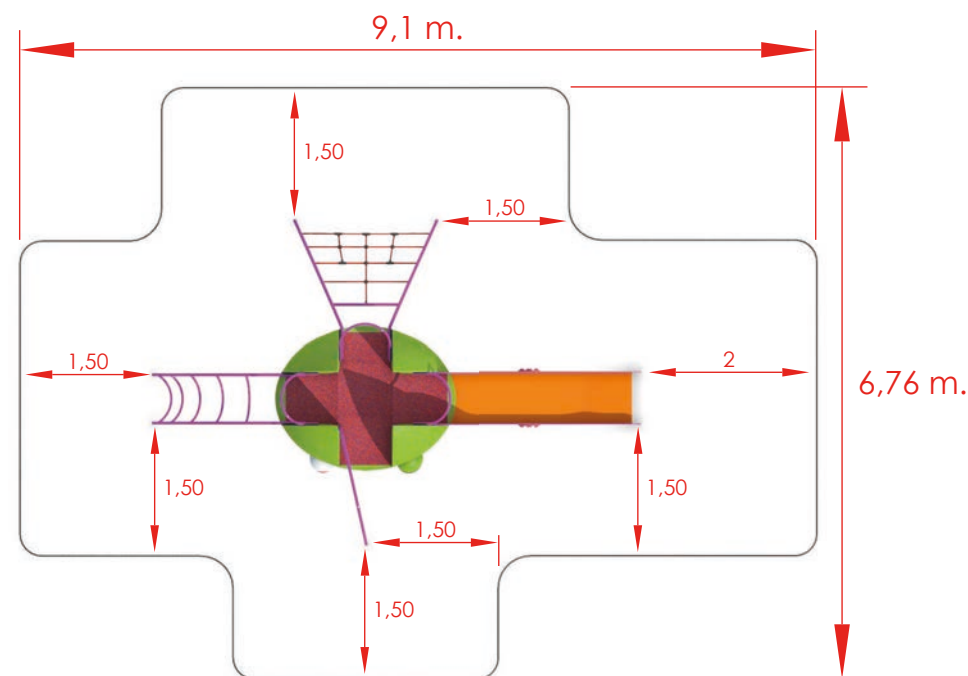
Pag. 2/3

EN-1176-1: 2017
EN-1176-2: 2017+AC: 2019
EN-1176-3: 2017

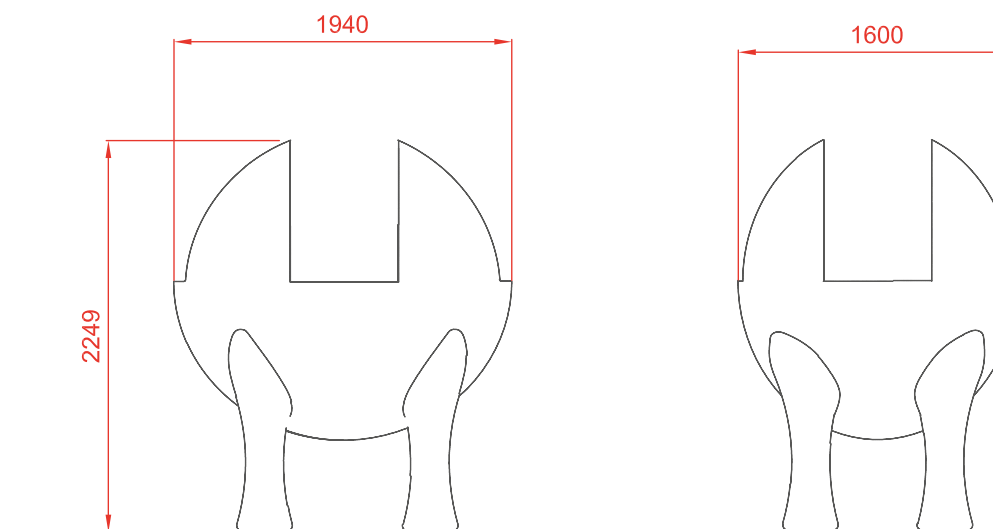


SERIE
ANIMALS
SERIES

Safety area 45,26 m²
(with example elements)



General dimensions (mm.)



MODULES



C/ Foia, 13
P.I. Alquería
de Moret
46210 Picanya
(Valencia)



+34 963 313 677



kiwi@kiwipw.com



kiwipw.com

The company reserves
the right to perform
any modification or
change in their products.



The Martians (4 models) (age 6-12 years)

Ref. KP400g (A-B-C-D)


Last check: 01/02/2020

Pag. 3/3

EN-1176-1: 2017
EN-1176-2: 2017+AC: 2019
EN-1176-3: 2017



SERIE
ANIMALS
SERIES



Anchoring detail



Installation.

Screwed to concrete floor using expansion plugs or threaded rod and epoxy. Finished with compacted material coating either continuous wet-pour rubber surfacing or rubber tiles.

Maintenance:

Checking: all fixing points, screws and bolts must be periodically checked and tightened again if necessary. The checking date must be annotated in order to establish a control.

Inspections:

1. Routine visual inspection. An eye and functional inspection will be performed to verify that you have not suffered any vandalism damage.
2. Functional inspection. This inspection will be carried out with a periodicity of 1 to 3 months and attention should be paid to the components "sealed for life" and the equipment whose stability depends on a post.
3. Annual inspection. A complete inspection of the whole set will be carried out in order to verify that it meets all the sections of the standard and that it has not been modified.



C/ Foia, 13
P.I. Alquería
de Moret
46210 Picanya
(Valencia)



+34 963 313 677




kiwi@kiwipw.com



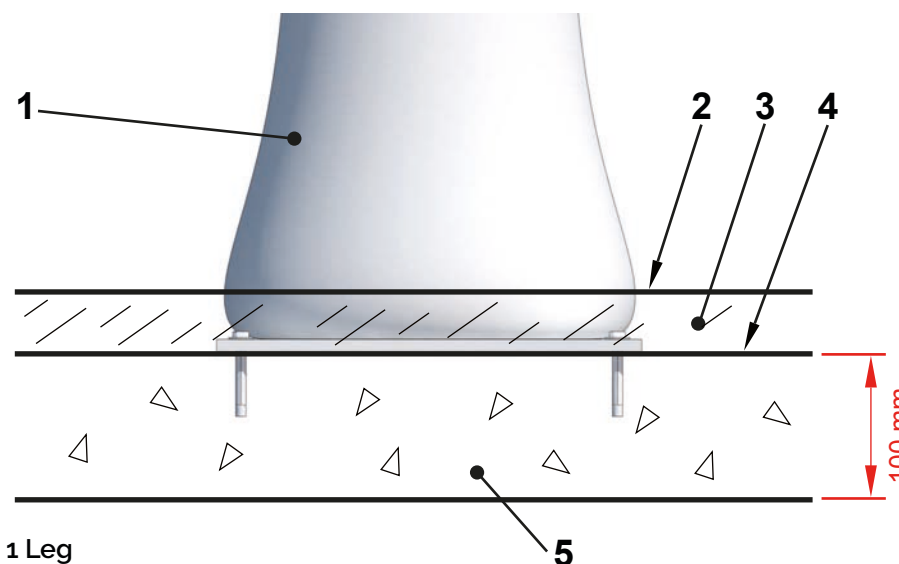
kiwipw.com

The company reserves
the right to perform
any modification or
change in their products.

Dimensions of the concrete slab of the example .



Anchoring detail



- 1 Leg
- 2 Playing surface
- 3 Rubber
- 4 Foundation's upper layer
- 5 Foundation

MODULES