



# The Cat (age 6-12 years)

Ref. KP4051

Last check: 30/11/2023

Pag. 1/2

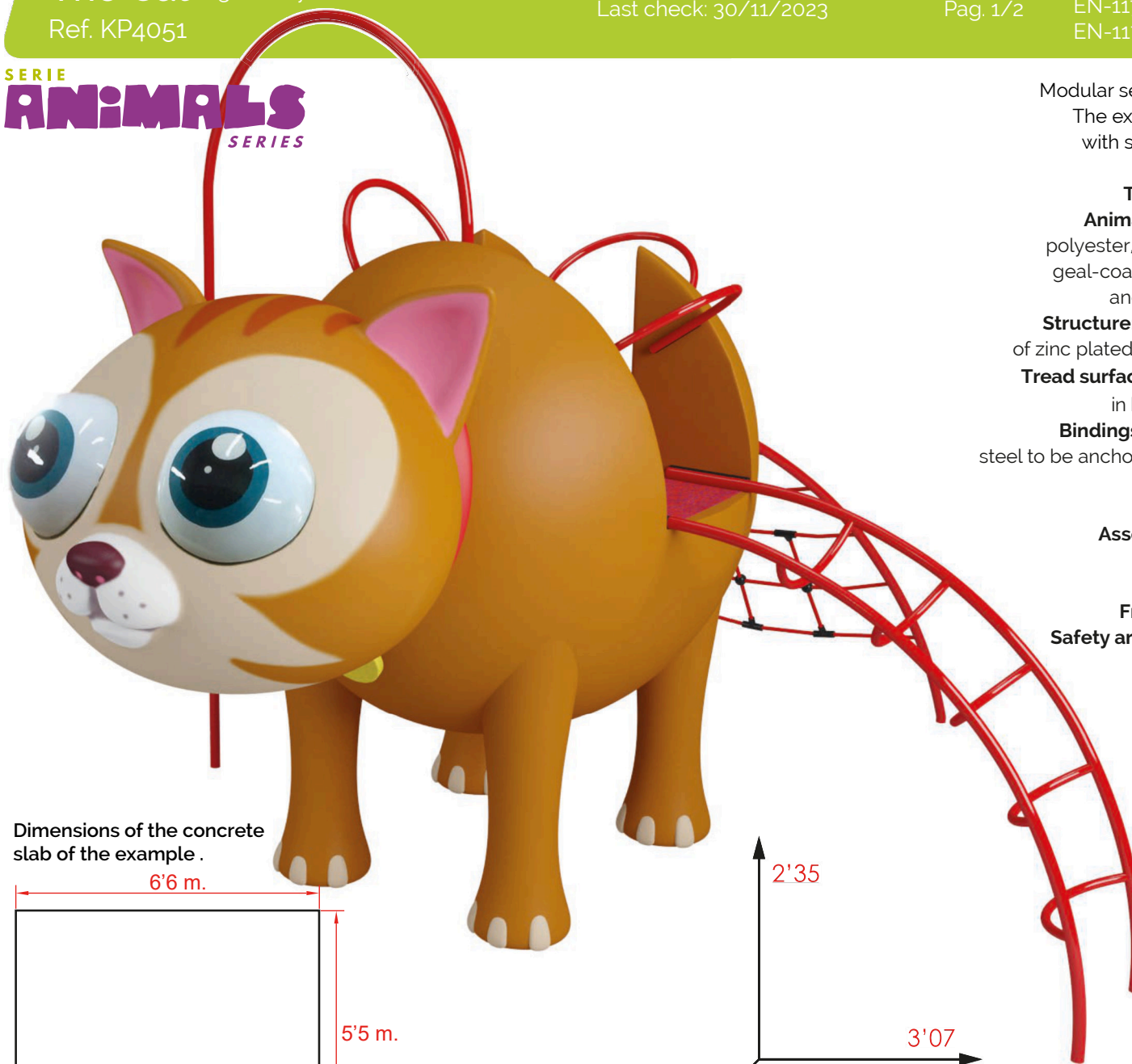
EN-1176-1: 2018

EN-1176-2: 2018+AC: 2020

EN-1176-3: 2018



SERIE  
**ANIMALS**  
SERIES



Modular set without accessories.  
The example shows installed  
with stairs, fire bar and slide.

### Technical information.

**Animal:** Main body made of polyester, painted by mass, with geal-coat of predominant color and antigrffiti treatment.

**Structure:** Internal frame made of zinc plated steel to be anchored.

**Tread surface:** Walk zone finished in high resistance EPDM.

**Bindings:** Made in galvanized steel to be anchored on concrete deck.

### Technical data.

**Assembly:** 2 pers. 2 hours.

**Weight:** 300 Kg.

**Total height:** 2,4 m.

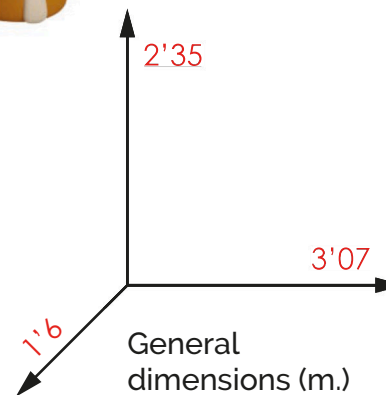
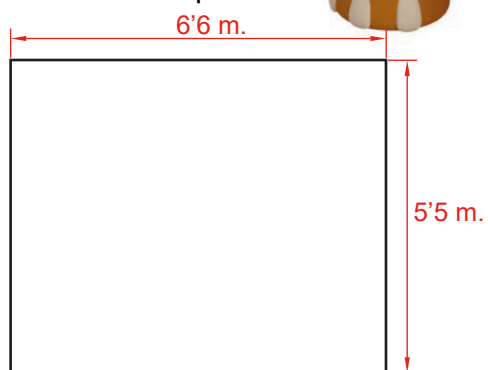
**Free fall height:** 1,50 m.

**Safety area:** 32,05 m<sup>2</sup>. (sample).

**Biggest piece dimension:** 3 m.

**Spare pieces availability:**  
3 años.

Dimensions of the concrete slab of the example .



C/ Foia, 13  
Pl. Alquería  
de Moret  
46210 Picanya  
(Valencia)



+34 963 313 677



kiwi@kiwipw.com




kiwiplaygrounds.com

The company reserves  
the right to perform  
any modification or  
change in their products.

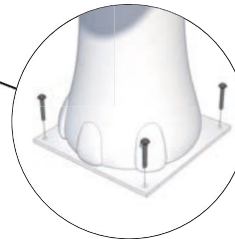
**MODULES**



SERIE  
**ANIMALS**  
SERIES



Anchoring detail



Safety area: 32,05 m<sup>2</sup>  
(with example elements)



C/ Foia, 13  
Pl. Alquería  
de Moret  
46210 Picanya  
(Valencia)



+34 963 313 677

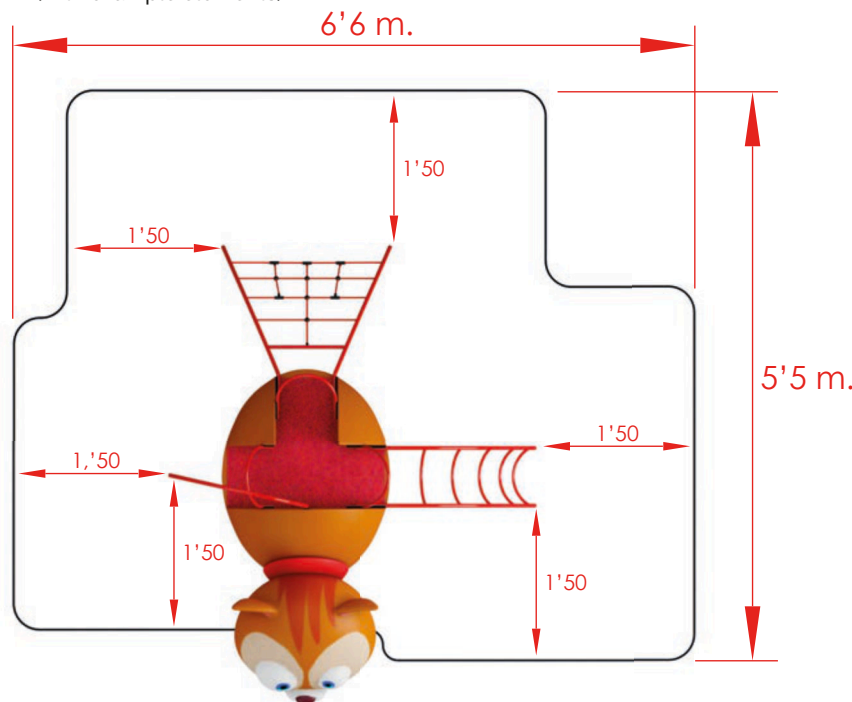


kiwi@kiwipw.com



kiwiplaygrounds.com

The company reserves  
the right to perform  
any modification or  
change in their products.



**Installation.**

Screwed to concrete floor using expansion plugs or threaded rod and epoxy. Finished with compacted material coating either continuous wet-pour rubber surfacing or rubber tiles.

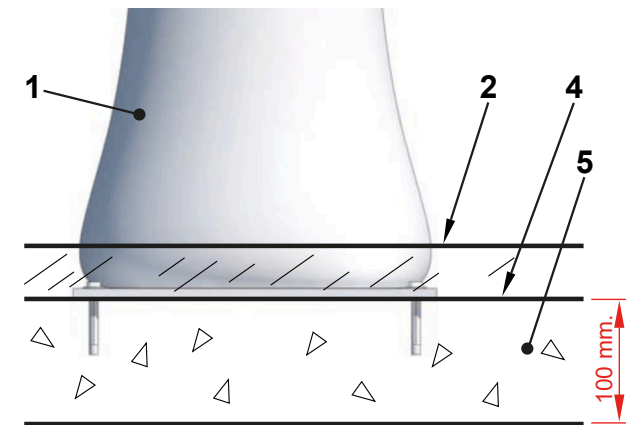
**Maintenance:**

Checking: all fixing points, screws and bolts must be periodically checked and tightened again if necessary. The checking date must be annotated in order to establish a control.

**Inspections:**

1. Routine visual inspection. An eye and functional inspection will be performed to verify that you have not suffered any vandalism damage.
2. Functional inspection. This inspection will be carried out with a periodicity of 1 to 3 months and attention should be paid to the components "sealed for life" and the equipment whose stability depends on a post.
3. Annual inspection. A complete inspection of the whole set will be carried out in order to verify that it meets all the sections of the standard and that it has not been modified.

Anchoring detail



- 1 Leg
- 2 Playing surface
- 3 Rubber
- 4 Foundation's upper layer
- 5 Foundation

**MODULES**