



SERIE
ANIMALS
SERIES
special projects



Technical data.

Assembly: 4 pers. 4 hours.

Weight: 1.000 Kg.

Total high: 2,45 m.

Free fall height: 1,35 m.

Safety area: 62,54 m².

Biggest element dimensions: 4,30 m.

Spare parts disponibility: 3 years.



C/ Foia, 13
P.I. Alquería
de Moret
46210 Picanya
(Valencia)



+34 963 313 677



kiwi@kiwipw.com



kiwiplaygrounds.com

The company reserves
the right to perform
any modification or
change in their products.

Technical information

Animal: Build in polyester painted by mass, with gel-coat of predominant colour and anti-graffiti treatment.

Screws: On galvanized steel.

Bindings: In polyester with fiberglass reinforcement. to screw on foundation.

MULTIGAMES THEMED AREAS



The Snake (age 3-12 years)

Ref. KZM3002

Last check: 01/04/2020

Page 2/3

EN-1176-1: 2017

EN-1176-2: 2017+AC: 2019

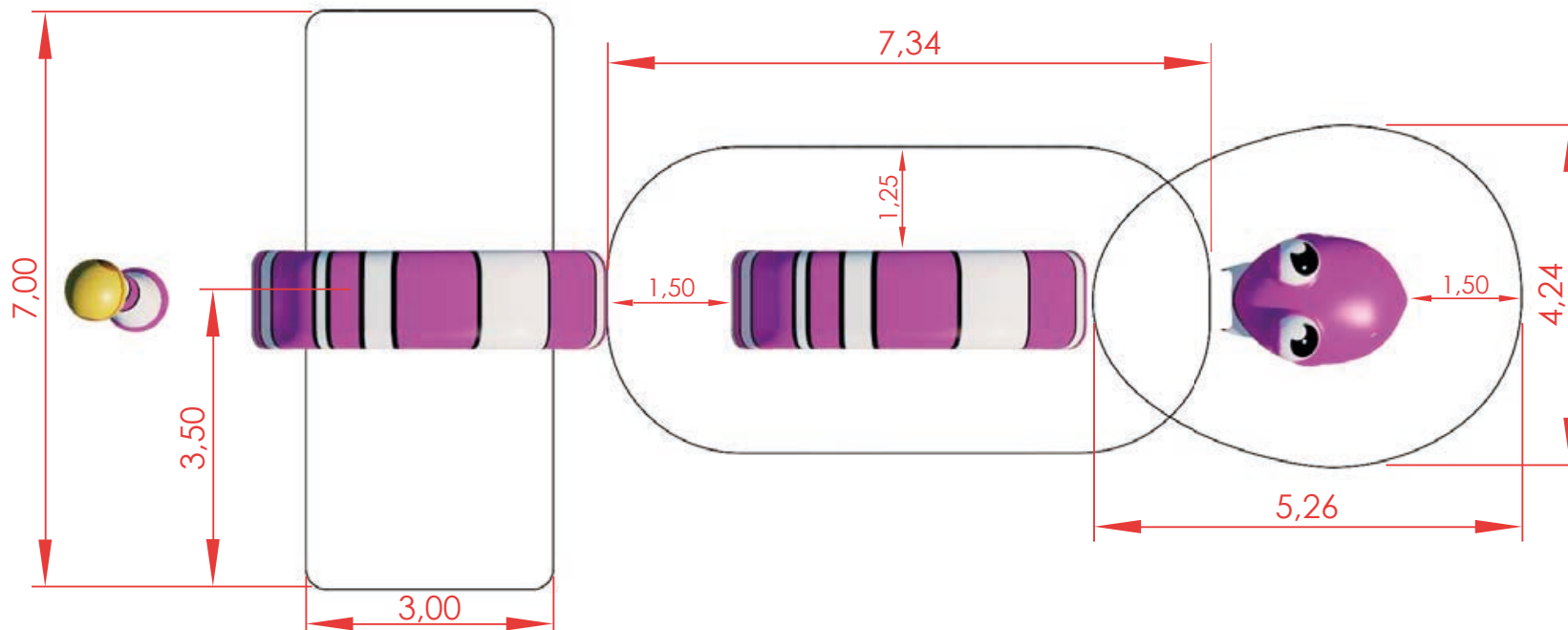
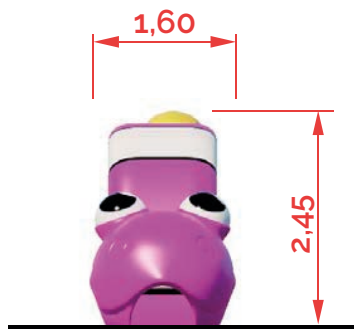
EN-1176-3: 2017



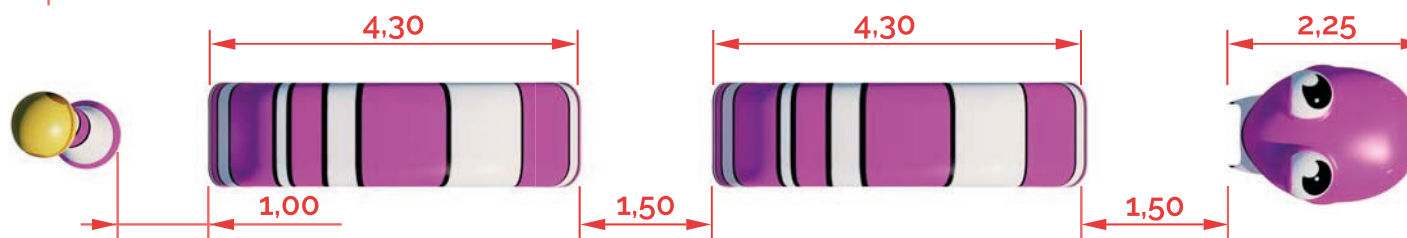
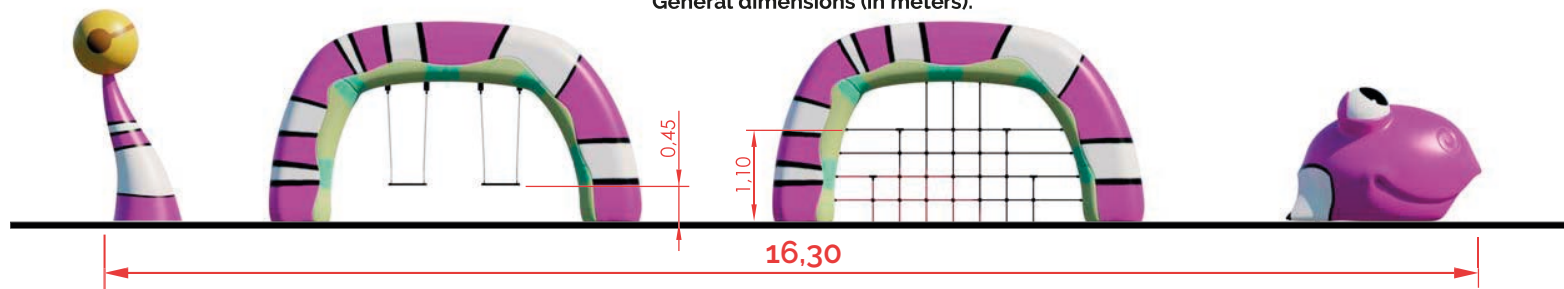
SERIE
ANIMALS
SERIES
special projects

Note: The separation and orientation of the different elements, head, body and tail, can vary, as long as the necessary safety areas of each element do not conflict. Consult possible alternatives.

Total safety area: 62,54 m²



General dimensions (in meters).



MULTIGAMES THEMED AREAS



C/ Foia, 13
P.I. Alqueria
de Moret
46210 Picanya
(Valencia)



+34 963 313 677



kiwi@kiwipw.com



kiwiplaygrounds.com

The company reserves the right to perform any modification or change in their products.



The Snake (age 3-12 years)

Ref. KZM3002

Last check: 01/04/2020

Page 3/3

EN-1176-1: 2017
EN-1176-2: 2017+AC: 2019
EN-1176-3: 2017



SERIE ANIMALS SPECIAL PROJECTS

Components of the game (by references).




Ref. C00101
Worm/snake
head with tunnel



Ref. C00401
Double swing
arch



Ref. C00402
Rope mesh
arch



Ref. C00501
Rattlesnake tail



C/ Foia, 13
P.I. Alqueria
de Moret
46210 Picanya
(Valencia)



+34 963 313 677




kiwi@kiwipw.com



kiwiplaygrounds.com

The company reserves
the right to perform
any modification or
change in their products.

Foundation dimensions for a straight distribution
of the elements.
For other distributions, consult us.



Installation.

Screwed to concrete floor using expansion plugs or threaded rod and epoxy. Finished with compacted material coating either continuous wet-pour rubber surfacing or rubber tiles.

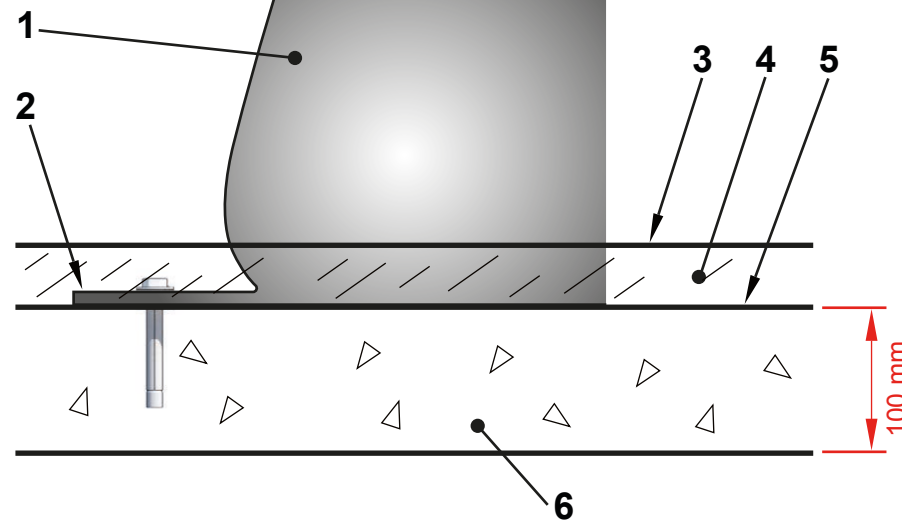
Maintenance:

Checking: all fixing points, screws and bolts must be periodically checked and tightened again if necessary. The checking date must be annotated in order to establish a control.

Inspections:

1. Routine visual inspection. An eye and functional inspection will be performed to verify that you have not suffered any vandalism damage.
2. Functional inspection. This inspection will be carried out with a periodicity of 1 to 3 months and attention should be paid to the components "sealed for life" and the equipment whose stability depends on a post.
3. Annual inspection. A complete inspection of the whole set will be carried out in order to verify that it meets all the sections of the standard and that it has not been modified.

Anchoring detail



- 1 Animal.
- 2 Tab.
- 3 Playing surface.

- 4 Rubber.
- 5 Foundation's upper layer.
- 6 Foundation.